

A 460L frost free Top Mount Refrigerator with a stainless steel finish, FlexSpace™ interiors & Spillsafe™ glass shelving.



Product Details

FEATURES

Fingerprint resistant stainless steel	Spillsafe™ glass shelves	LED lighting	FamilySafe™ lockable compartment
Multi-flow air delivery system	Internal electronic controls	More environmentally friendly refrigerant (R600a)	Frost free
Full-width humidity controlled crisper bin	Crisper divider	Twist ice & serve, with removable ice bucket and scoop	Full width freezer door bin with divider
Temperature sensor	Quick chill function	Service mode with diagnostics feature	Deli compartment
Door alarm	Egg tray	Rear rollers	Adjustable front rollers
Hidden hinges			

BENEFITS

FlexSpace™, it's size redefined

With a busy lifestyle and a growing family, you can always do with more space in your fridge. That's why Westinghouse created FlexSpace™, which is designed to maximise storage, flexibility and access to meet your ever-changing needs. Big enough to handle even the biggest grocery shop, you'll be able to fit in all your food and drinks with ease.

Adjustable storage solutions with FlexStor™

As your family changes and grows, so do the requirements of your fridge. With FlexStor™ you enjoy the convenience of being able to easily change the configuration, whatever your needs. Adjust the height and position of the door bins to fit in large and smaller items and arrange your fridge your way.

Get organised with the FlexFresh™ Crisper

Not every grocery shop is the same. Sometimes you need extra room for things like celery, while other times you need equal space for your fruit and vegetables. That's where the adjustable crisper divider comes in. Created to provide greater flexibility, it can be adjusted lengthwise to give you the space you need.

Spillsafe™ glass shelves

From time to time, accidents happen. And when they do, you want to minimise the extent of the damage. Spillsafe™ shelves can capture up to one litre of liquid, so you can contain the spillage to just one shelf instead of the whole fridge.

Specifications

PRODUCT PROFILE

Domestic warranty details (yrs)	2
Additional domestic warranty for the sealed refrigeration system only (yrs)	3
Refrigerator Type	top mount
Exterior door finish	Stainless steel
Handle design	integrated
Fridge door opening	left or right
Cooling system	frost free
Refrigerant	R600a

DIMENSIONS

Total height (mm)	1725
Cabinet height (mm)	1718
Total width (mm)	699
Cabinet width (mm)	693
Total depth (mm)	730
Cabinet depth (mm)	641
Depth door open 90degree (mm)	1360
Air space above cabinet (mm)	50
Food compartment capacity (gross in litres)	341
Freezer compartment capacity (gross in litres)	119
Total Gross Capacity (L)	460
Food compartment capacity (net in litres)	329
Total Net Capacity (L)	426

ENERGY

Energy Star Rating AS/NZS 4474.2:2009 3.5

Energy consumption AS/NZS 4474.2:2009 (kWhr/yr) 385

FOOD COMPARTMENT

DELI-COMPARTMENT

Deli-Compartment Runner system suspended

Half width compartment 1

Repositionable (by moving shelf) Yes

CRISPERS

Crisper lid/shelf glass

Crispers Runner system suspended

Full width crisper 1

REFRIGERATOR SYSTEM

Controls electronic (without display)

Controls location internal

Controls type touch

Control functions quick chill

Door alarm fridge

SHELVING

Shelf material glass

Type of shelf spill safe shelf,adjustable shelf

LIGHTING

Feature lighting blue LED

Main light LED

Crisper features	humidity controlled,crisper divider
------------------	-------------------------------------

FOOD COMPARTMENT DOOR

BINS

Deep bottle bin	1
-----------------	---

Shallow bin	1
-------------	---

FREEZER COMPARTMENT

ICE FACILITY

Twist ice and serve	2
---------------------	---

FREEZER DOOR

INTERNAL

Freezer door bins - full width	1
--------------------------------	---

Seals	fixed,mould resistant
-------	-----------------------

SPECIAL COMPARTMENTS

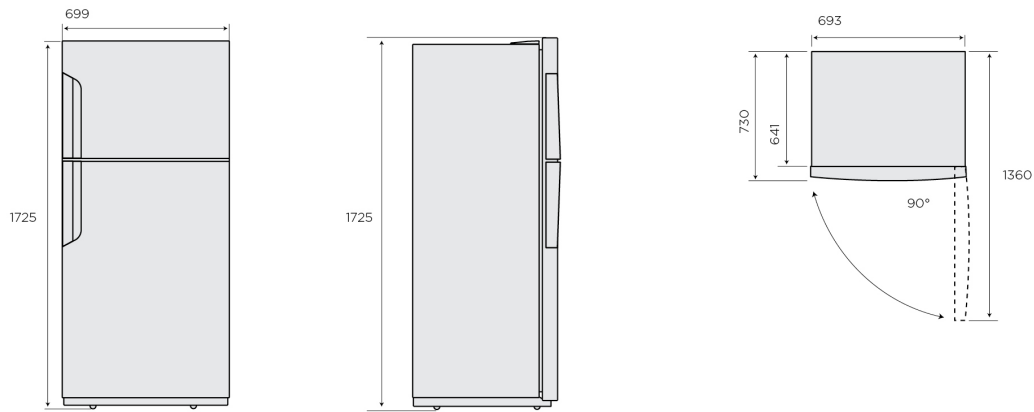
Family Safe lockable compartment	1
----------------------------------	---

SHELVING

Shelving	glass shelf
----------	-------------

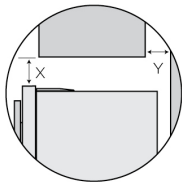
Type of shelf	spill safe shelf
---------------	------------------

Dimensions

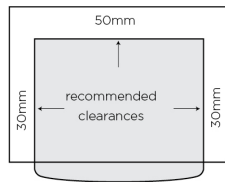


Recommended minimum clearances

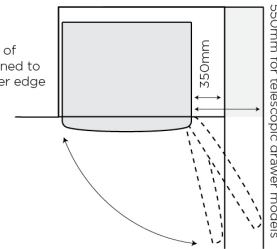
Please note: Doors are designed to sit proud of cabinetry (not flush).



If you have a cupboard above the refrigerator with a rear gap of less than 100mm (Y), recommended minimum clearance at the top of the refrigerator increases from 30mm to 70mm (X).



Front face of bench aligned to front corner edge of cabinet



When positioned in a corner area, clearance of at least 350mm on the hinge side will allow the doors to open enough to enable the removal of the crisper bins and shelves. This required clearance increases to 550mm for those models with telescopic extension slide-out bins.

Terms and Conditions

IMPORTANT

This is a guide of product dimensions only. For complete installation instructions, refer to the manual provided with product.

PRODUCT INFORMATION

The descriptors and illustrations in this publication apply to the specific products and models described as at the date of issue. Under our policy of continuous product development, product specifications may change without notice. Prospective purchasers should therefore check with their retailer to ensure this publication correctly describes the products that are being offered for sale. All information supplied is to be used for general reference purposes only and is on the understanding that Electrolux Home Products Pty Ltd (Australia) and Electrolux (NZ) Ltd (New Zealand) will not be liable for any loss, liability or damage of whatever kind arising as a result of reliance on such information. Colours of products illustrated are as close as printing limitations allow. Electrolux will at all times comply with its obligations pursuant to law including Trade Practices (Australian Consumer Law) Act and Regulations.

WARRANTY

This warranty only applies to Appliances purchased and used in Australia or New Zealand and used in normal domestic applications and is in addition to (and does not exclude, restrict, or modify in any way) any non-excludable statutory warranties in Australia or New Zealand. All warranties are subject to the conditions set out in the warranty card accompanying the product when purchased.

ELECTROLUX HOME PRODUCTS AUSTRALIA

telephone: 1300 363 640

fax: 1800 350 067

email: customercare@electrolux.com.au

web: www.electrolux.com.au

ELECTROLUX HOME PRODUCTS NEW ZEALAND

telephone: 09 573 2230

fax: 09 573 2221

email: customercare@electrolux.co.nz

web: www.electrolux.co.nz